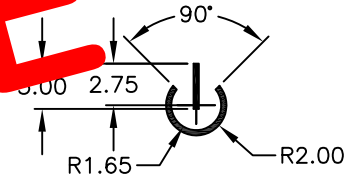
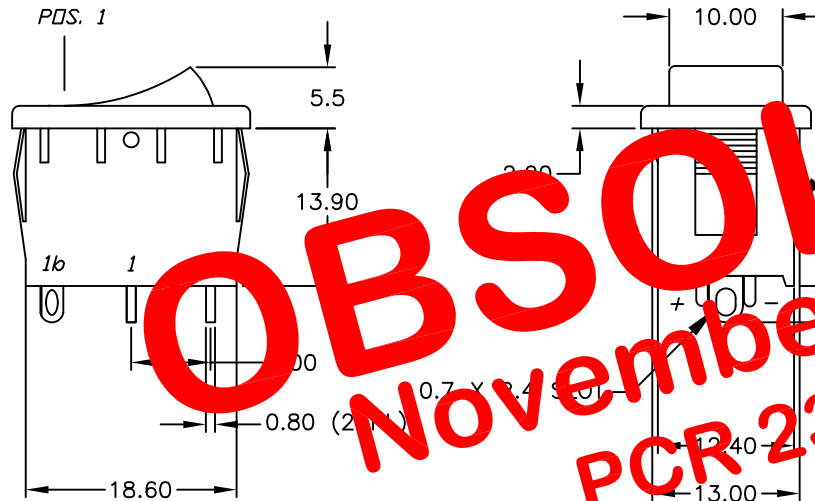
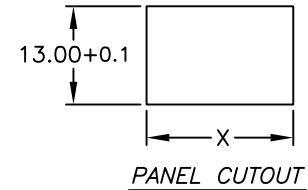
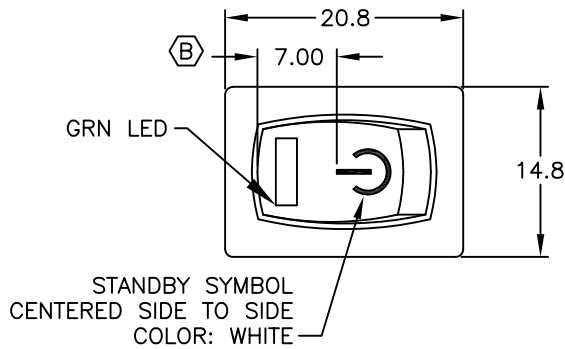


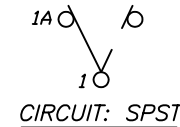
GREEN L.E.D

PARAMETERS	SYMBOL	MAX.	TYP.	UNITS
POWER DISSIPATION	P_D	80		mW
AVE FORWARD CURRENT	I_{AF}	--		mA
PEAK FORWARD CURRENT	I_{PF}	100		mA
REVERSE VOLTAGE	V_R	5		V
FORWARD VOLTAGE	V_F	2.6	2	V
REVERSE CURRENT	I_R		100	μA
EMISSION WAVELENGTH	λ_P		570	nm
LUMINOUS INTENSITY	I_V		30	mcd

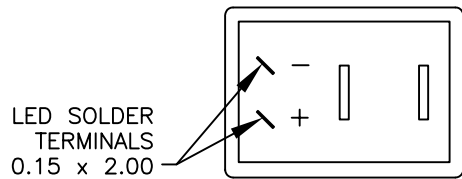
PANEL THICKNESS	X
0.75-1.25	19.2 -0.1
1.25-2.0	19.4 -0.1
2.0-3.0	19.8 -0.1



STANDBY SYMBOL LAYOUT
SCALE 2:1



SWITCH FUNCTION	
PDS. 1	PDS. 2
ON	OFF
1-1a	OPEN



OBSOLETE
November 2017
PCR 23107

NOTES:

- ALL DIMENSIONS IN MM
- GENERAL TOLERANCE: X.X=±0.4
X.XX=±0.25
- TERMINAL NUMBERS FOR REF ONLY
- RATING: 15A @ 125VAC OR 6A @ 250VAC
- ELECTRIC LIFE: 10,000 cycles
- INSULATION RESISTANCE: >1000 Mega Ω
- DIELECTRIC STRENGTH: >1500 V 1 minute
>3000 V between poles

E-SWITCH®

REV.	ECN No.	DESCRIPTION	DATE	CHKD
B	13488	ROTATE SYMBOL, 7.00 WAS 12.00	9/26/03	AR
A	13481	RELEASED FOR PRODUCTION	9/23/03	AR

TITLE				
R1966A BLK BLK E S GRN (SPECIAL-STANDBY)				
SCALE	DATE	DR	DWG	REV
1.5:1	9/18/03	AR	M301121	B

THE INFORMATION CONTAINED IN THIS DOCUMENT
IS PROPRIETARY TO E-SWITCH AND IS
NOT TO BE COPIED OR TRANSFERRED